

Ibstone CE Primary School Newsletter

Nurture - Inspire - Grow

Ibstone, High Wycombe, Bucks, HP14 3XZ
Telephone: 01491 638281
Email: office@ibstone.bucks.sch.uk
www.ibstoneschool.org.uk
Headteacher: Mrs Louise Long

Issue 28 26.04.24

Dear Families,

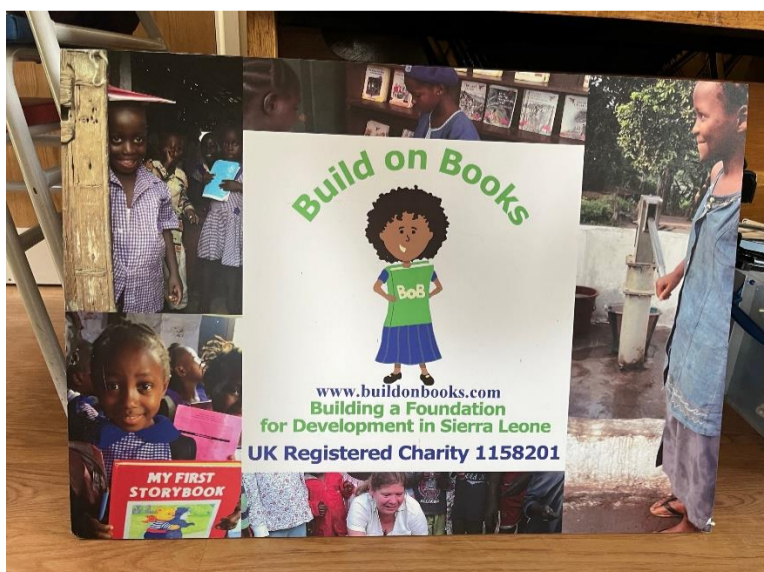
A massive thank you to Reg aka Mr Signs for making the minibus look even more amazing today!



The children were very excited to be part of the minibus naming process. Our Ambassadors whittled down the list to two finalists - Bussey McBus Face and Bluey. All children and staff had the opportunity to cast one vote during Worship this afternoon and we can now reveal that the Ibstone Minibus is called... Bluey!



This week in Worship we have been listening to the Bible stories that link to our school values, the whole school community have a great knowledge of how our values are shown within the stories. We also welcomed Lori and Brid from Build on Books, a charity based in Marlow that supports and helps build schools in Sierra Leone. As a school we have supported Build on Books for many years by donating our old school furniture, books and most recently some of our old technology to this worthy cause. Lori came to share with us the impact our donations have had on the schools, children and families Build on Books supports. In Family Time, the children worked together to make posters for this worthy cause. Over the next few months we will continue to support Build on Books and hopefully help impact on even more lives in Sierra Leone. More information will follow in the next few weeks.



Love – Courage – Respect – Community – Perseverance
'Whatever I have, wherever I am, I can make it through anything in the One who makes me who I am'
Philippians 4:13

Weekly Round Up

Pebbles Nursery

We have all enjoyed listening to the story of Goldilocks and the Three Bears. We have retold the story using props and pictures, we have loved joining in with "Who's been eating my porridge?" There were some super big loud Daddy Bear voices. The children have worked really hard to learn some parts of the story off by heart! Well done Pebbles!

We have enjoyed making porridge using oats and water, we added some mint from the herbgarden and have practised measuring our ingredients. We have been using the vocabulary from the story to make small, medium and large bowls using playdough and have ordered them in size order.

In our music time, we played instruments to sound like the three bears. It was great fun making a booming sound for Daddy Bear and quiet sounds for Baby Bear.

There have been lots of opportunities to paint the three bears cottage to go on the Early Years fairytale display board.



Ladybirds

This week in Ladybirds we have been busy with writing our own version of the Gingerbread Man story. After changing our class version, the children drew their own map with small changes and then started to write their own story. Some of the changes included a gingerbread unicorn that flew, flew as fast as it could, a gingerbread dinosaur that stomped, stomped as fast as it could only to be eaten by a crocodile!

We have enjoyed making and building boats for the Gingerbread man to safely cross the river, it was great fun testing these out!

In maths we are looking at teen numbers up to 20 and building these numbers with multi-link and numicon. We are looking at the patterns in numbers for example: 11 is 10 and 1 more, 12 is 10 and 2 more etc. We have also been making lots of pictorial representations of how these numbers look.

In phonics we are learning to spell some new tricky words: love, do, some & come.



Love – Courage – Respect – Community – Perseverance

'Whatever I have, wherever I am, I can make it through anything in the One who makes me who I am'
Philippians 4:13

Woodland

In English, Woodland Class have continued to familiarise themselves with the story 'Traction Man'. This week, we have been designing new outfits for Traction Man and have been using lists of three to describe his clothes. We have also been learning about verbs and adverbs and have used these to write a list poem about a toy maker's workshop.

In mathematics, Year 1 have continued their unit on multiplication and division. This week they have been learning how to add equal groups and have been learning how to build and use arrays. Year 2 have started their unit on fractions and have been learning to identify parts and wholes. They have also revisited equal and unequal groups and have used this to find equal and unequal parts of a shape.

In science, the children have been learning how to select the most suitable materials to build a bridge. The children first looked at a range of real-life bridges and discussed how certain materials can be strengthened by changing their structure. They then worked in small groups to build a bridge using a range of materials and tested them to see which bridge could hold the most blocks. We had some very impressive bridges, holding up to 50 blocks!

In art, the children have been exploring the element of shape through the work of Sir Eduardo Paolozzi. We started the week by looking at his work 'Sack-O-Sauce' in which the children were able to identify geometric and freeform shapes. The children then created their own shape collages inspired by Paolozzi using toys instead of cartoon characters and brands.



Kestrel



In English this week, the children have continued to look at the story 'Elf Road'. They have looked at vocabulary from the story and answered questions about it. They started to try and use evidence from the text to support their answers. We also looked at using adverbs and adverbial phrases to add extra information to our sentences. We discussed how choosing to put the adverb at the start of the sentence or the end can change the importance of the information in the sentence.

In maths, Nemos have been looking at capacity. We discussed that capacity is the amount of liquid a container can hold and that volume is the amount of liquid actually in the container. They read measurements from different scales, in both l and ml. Frogs have been looking at hundredths as fractions, decimals and on a place value grid. They have used their understanding of tenths and hundredths to divide 1 and 2 digit numbers by 100.

In science this week, we looked at sedimentary and metamorphic rocks. The children learnt about how they are formed, some properties of each rock and also some examples of each type. They sorted different rocks depending on whether they were igneous, sedimentary or metamorphic.

Love – Courage – Respect – Community – Perseverance
'Whatever I have, wherever I am, I can make it through anything in the One who makes me who I am'
Philippians 4:13

In our 'Create' lessons this week, the children looked at macro photography. We began by looking at a photograph by Edward Weston. We discussed the term macro and what it meant to take a macro photograph. We also discussed how Weston had used monochrome tones and the children explored ideas as to why he may have chosen to do this. The children then took photos of objects around the classroom using macro photography techniques. They then edited their photos, cropping them and applying a monochrome filter. I wonder if you can work out what Weston and Kestrel class had taken photos of?



Osprey

This week some of us have started decorating our lavender pouches. We really enjoyed learning and doing the different stitches. Once we got into the rhythm of sewing, it was really quite easy. Meanwhile, some of the other children continued working on their propaganda posters, which have been inspired by the World War II term, "Make Do and Mend". The remainder of the class went swimming in Marlow. They learnt how to do front crawl, backstroke, and they also competed in relay races.

In guided reading we have been learning more about Ernest Shackleton and have written a diary entry in our topic books about different challenging points in his journey.

In science have carried out an experiment on how fast mould grows in different environments. Every day we have checked to see if there is mould on our bread. Some of us have found that our bread is revoltingly mouldy; others have found that there is a variety of types of mould on our bread, blue and white, for example.



In other news:

PTA Meeting – Thursday 2nd May – 7pm

A welcome from our new PTA chair – Stephanie Bird

Teamwork makes the dream work!

At Ibstone, fostering Community is at the heart of our values. The PTA is dedicated to integrating Ibstone into the broader community by organising events that extend beyond the school. Mrs. Long spearheaded an exceptional fundraising campaign to acquire the School Minibus. Now, it's time to replenish the PTA funds. Our goal is to have a PTA representative from each year group.

We would welcome your assistance, ideas, and feedback. Our next fundraising opportunity is the **Tea Tent at the Marlow May Fayre**, scheduled for **Saturday 11th May**. If you are able to volunteer your time or donate baked goods, we would be extremely grateful.

Please join us at the next **PTA meeting - 7pm on Thursday 2nd May** in the school hall, refreshments will be provided!

Curriculum Letters

You should have received this terms curriculum letter today (Ladybirds & Kestrels will be sent on Monday). If it hasn't made it home, we will upload them to Google Classroom so that you have access to them. It is set to be an exciting final term for everyone!

Have a wonderful weekend!

Louise Long
Headteacher

Love – Courage – Respect – Community – Perseverance
'Whatever I have, wherever I am, I can make it through anything in the One who makes me who I am'
Philippians 4:13

Diary Dates
New or amended dates will be shown in **BOLD**

Date	Occasion	Who?
April 2024		
Tues 30 th	Kestrel Class Trip – information sent 18/04/24	Kestrel Class
May 2024		
Thurs 2nd May	PTA Meeting – 7pm – Hall	Parents/ carers
Mon 6 th	Bank Holiday	Everyone
Tues 7 th – Fri 10 th	Y5 Adventure Week	Y5 only
Sat 11 th	Marlow May Fayre, Higginson Park	Everyone
Mon 13 th – Fri 17 th	KS2 SATS week	Y6 only
Thurs 16 th	Y5 Bikeability – information sent 15/04/24	Y5 only
Thurs 23 rd & Fri 24 th	Y6 Bikeability – information sent 15/04/24	Y6 only
Fri 24 th	End of term – school ends at 3.15pm	Everyone
June 2024		
Mon 3 rd	Start of term	Everyone
Wed 5 th	Osprey Class Trip – more information to follow	Osprey Class
Thurs 6 th	Woodland Class Trip – more information to follow	Woodland Class
Wed 12 th	Reception Vision Check	Ladybirds only
Thurs 13 th	Garsington Workshop	Osprey Class
Mon 17 th – Fri 21 st	Y6 Adventure Week	Y6 only
July 2024		
Tues 2 nd	Transition Day	Everyone
Thurs 4 th	KS2 Sports Morning 9am – Ibstone Common	KS2 families
Fri 5 th	EYFS & KS1 Sports Morning 9am – Ibstone Common	EYFS/ KS1 families
Mon 8 th	Ladybirds Trip – more information to follow	Ladybirds
Wed 10 th July	Osprey Class Trip am only – more information to follow	Osprey Class
Mon 15 th – Fri 19 th	Ibfest – more information to follow	Everyone
Fri 19 th	Pebbles Nursery finishes 12pm	Pebbles
Mon 22 nd	Leavers' Service 9.15am St Nicholas Church	Year 6 families only
Tues 23 rd	Summer Celebration in the school garden 12.45pm End of term – school ends at 1.30pm	Everyone

Headteacher Awards



Love – Courage – Respect – Community – Perseverance
'Whatever I have, wherever I am, I can make it through anything in the One who makes me who I am'
Philippians 4:13

Family Time Awards

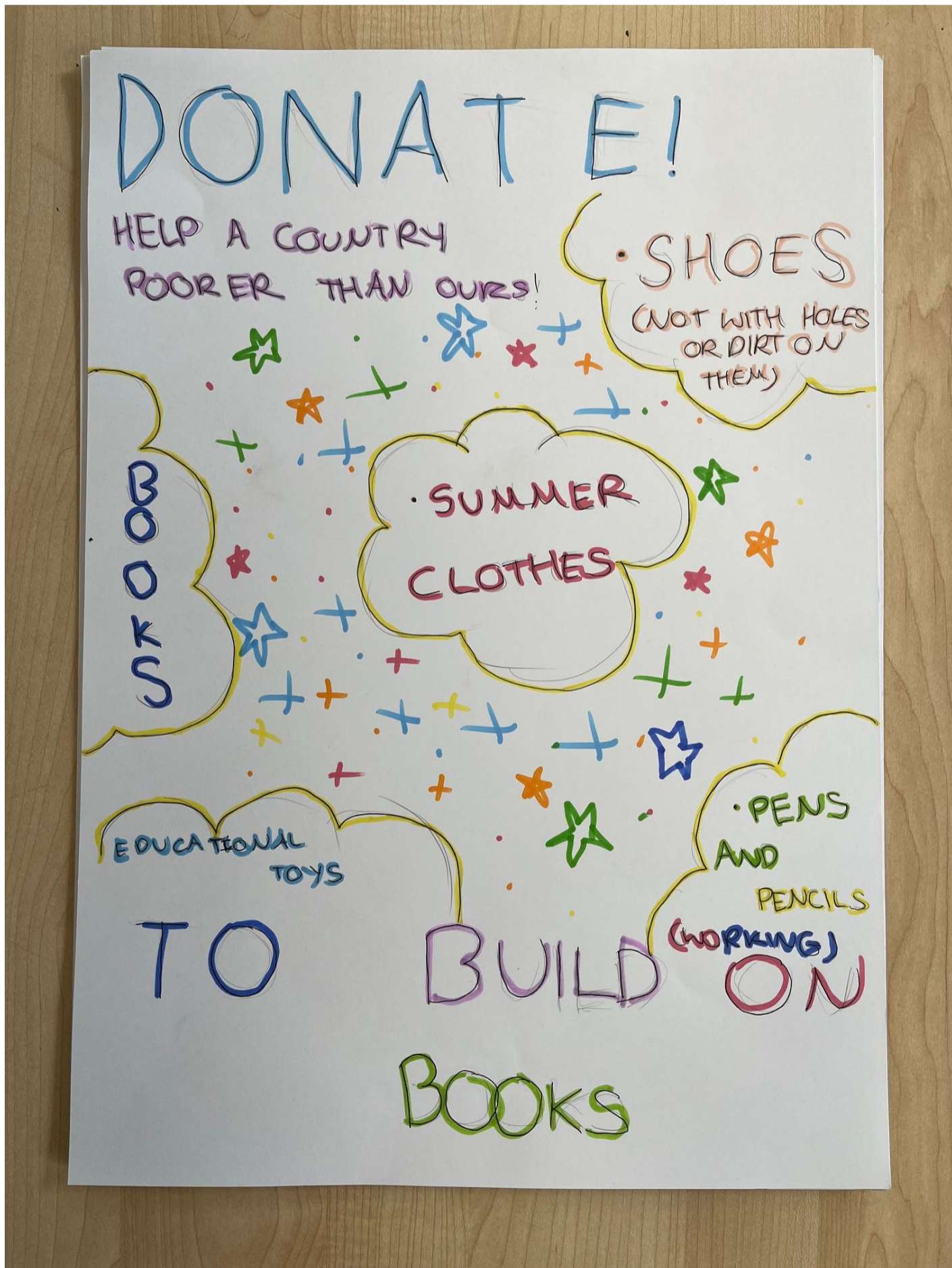


Runners of the Week



Love – Courage – Respect – Community – Perseverance
'Whatever I have, wherever I am, I can make it through anything in the One who makes me who I am'
Philippians 4:13

2024 – 2025 Term Dates		
2024-2025	Start of Term	End of Term
Autumn	Wednesday 4 th September 2024	Friday 25 th October 2024
	Monday 4 th November 2024	Friday 20 th December 2024 (1.30pm)
Spring	Monday 6 th January 2025	Friday 14 th February 2025
	Monday 24 th February 2025	Friday 4 th April 2025 (1.30pm)
Summer	Tuesday 22 nd April 2025	Friday 23 rd May 2025
	Monday 2 nd June 2025	Wednesday 23 rd July 2025 (1.30pm)



WE NEED YOUR HELP!

Why we need You!
"We are Ibstone CE
primary school, and we
need YOUR help! We are
supporting an amazing
charity called Build-On-
Books!!!"



About Build-on-books!
Build on books is a
charity who helps children
in Sierra Leone get the
education and childhood they
deserve!

WHAT WE NEED!

- Shoes! (no holes and must be clean!)
- books + learning books!
- Summer clothes (kids)
- Sewing stuff + fabric!
- educational toys!

